

FleTcheR

DESIGN



REALM SEATING — DOUBLE SIDED

Another hybrid of the successful modular Landscape range; Realm consists of three components: high and low back double sided segments and ottoman (no back). By duplicating and grouping the segments, seating plans with a sculptural aesthetic can be created. Ideal for high traffic commercial environments such as stand-alone café/ restaurants seating and public spaces.

Designer
Fletcher Vaughan
2010

Dimensions
60° High Back Segment
1750R x 1235D x 1250H
60° Low Back Segment
1750R x 1235D x 850H
60° No Back Segment
1750R x 1235D x 450H

Standard Lead-time
4 / 6 weeks from order.

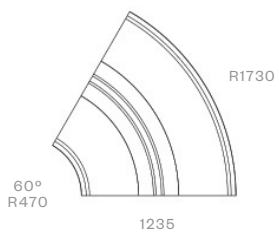
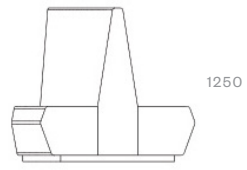
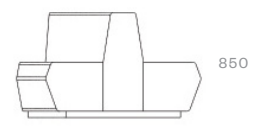

Aotearoa Design & Made

Due to the nature of upholstery measurements may vary marginally.

Approved Fabrics
Vivid / Feel / Calibre
Warwick / Augustus / Dolly
Textilia / Blazer / Synergy /
Centennial / Silk / Mainline
Flax
Kvadrat / Hallingdal 65 /
Steelcut 2 / Steelcut Trio 3
/ Divina 3

Fabric with a linear pattern
is not suitable for this
design.

Contact
+64 9 974 3565
info@fletcher-design.nz
fletcher-design.nz

60° High Back Segment 1730R x 1235D x 1250H	60° High Back Segment 1730R x 1235D x 1250H	60° Low Back Segment 1730R x 1235D x 850H
		
60° No Back Segment 1750R x 1235D x 450H		
		

© Copyright. Ownership of this design is protected by copyright and other applicable laws, and any unauthorized duplication or distribution of this design will result in prosecution.